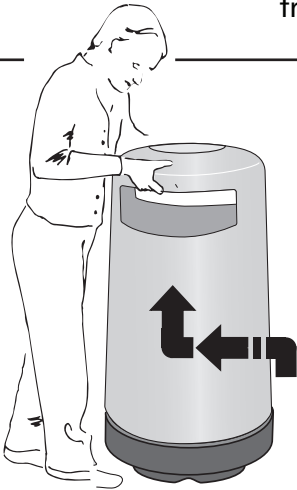


# TOPSY 2000™


## Keyless Lock System

### Operating Instructions

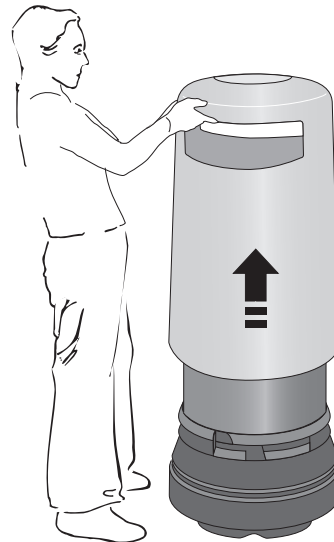
**Important:** Prior to installation or ballasting, it may be necessary to restrain the Plinth from spinning when removing the Hood. See note A.



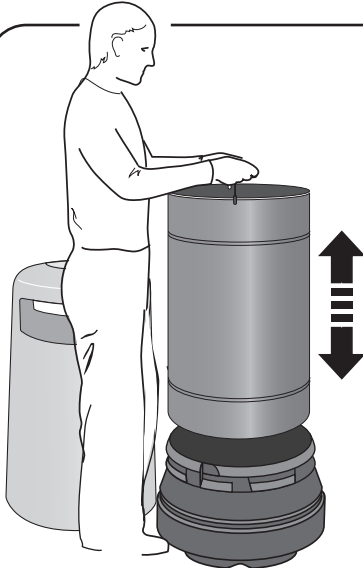
**1** Lifting the bin body, turn clockwise until it moves up to a stop and hold.



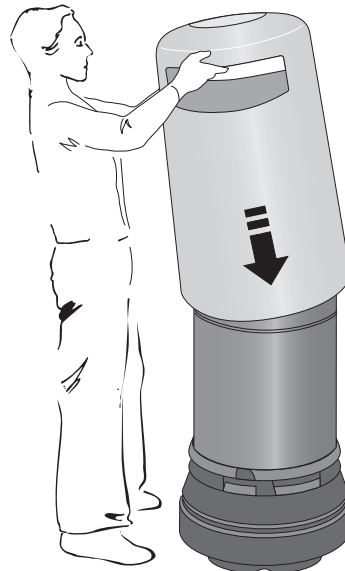
**2** Lower a fraction, continue to turn bin body clockwise, and lift until it is released from the plinth.



**3** Lift bin body over liner



**4** Lift liner out of plinth, empty and place back into plinth. Ensure handles drop outside the liner.



**5** Lift bin body over liner and drop onto plinth to lock. Turn bin body to align apertures.

#### A PLEASE NOTE

Glasdon recommends ALL TOPSY 2000 Litter Bins be ground fixed or ballasted to maximise the performance of the unique locking System.

**B** Regular cleaning is essential to maintain the pristine appearance of this quality product. All surfaces of the unit should be regularly cleaned with warm, soapy water and thoroughly rinsed. *This is important in maintaining both the outward appearance of the product and ensuring ease of operation.*

Any damaged components should be replaced. Spares are available direct from Glasdon U.K. Ltd.

*Glasdon U.K. Ltd. cannot be held responsible for claims arising from incorrect installation, unauthorised modification or misuse of the product.*

